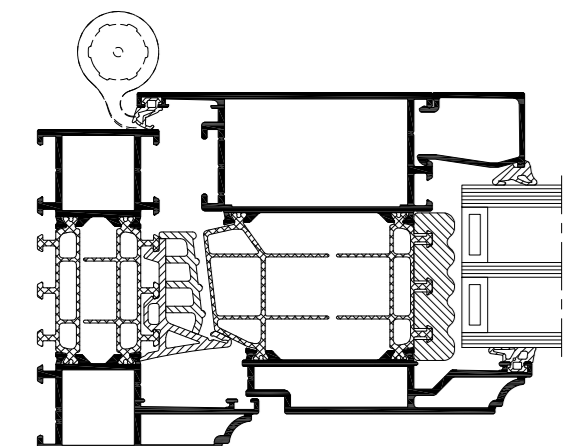


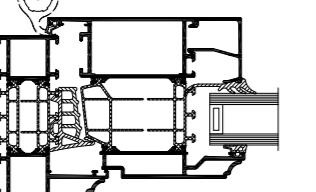
# MASTERLINE 8-HI DOORS RENAISSANCE INWARD

MASTERLINE 8-HI GETEKEND  
 MASTERLINE 8-HI DESSINE  
 MASTERLINE 8-HI DRAWN  
 MASTERLINE 8-HI GEZEICHENET



ISOLATIE VARIANT MASTERLINE 8  
 ISOLATION VARIANTE MASTERLINE 8  
 INSULATION VARIANT MASTERLINE 8  
 ISOLATION VARIANTE MASTERLINE 8

MASTERLINE 8 STANDARD




OVERZICHT OPENINGS TYPES RAAMDEUREN  
 APERÇU TYPES D'OUVERTURE PORTE-FENETRE  
 OVERVIEW OPENING TYPES WINDOW-DOOR  
 ÜBERSICHT ÖFFNUNGSARTEN FENSTERTUER


RAAMDEUR NAAR BINNENDRAAIEND  
 PORTE-FENETRE OUVRANT VERS L'INTERIEUR  
 WINDOW-DOOR INWARD OPENING  
 FENSTERTUER NACH INNEN OEFFNEND




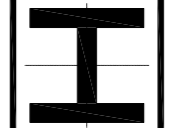
 100a

DUBBELE RAAMDEUR NAAR BINNENDRAAIEND  
 PORTE-FENETRE DOUBLE OUVRANT VERS L'INTERIEUR  
 DOUBLE WINDOW-DOOR INWARD OPENING  
 ZWEIFLUEGELIGE FENSTERTUER NACH INNEN OEFFNEND



 101a

PROFIELOVERZICHT  
 APERÇU DES PROFILES  
 PROFILE OVERVIEW  
 PROFILUEBERSICHT

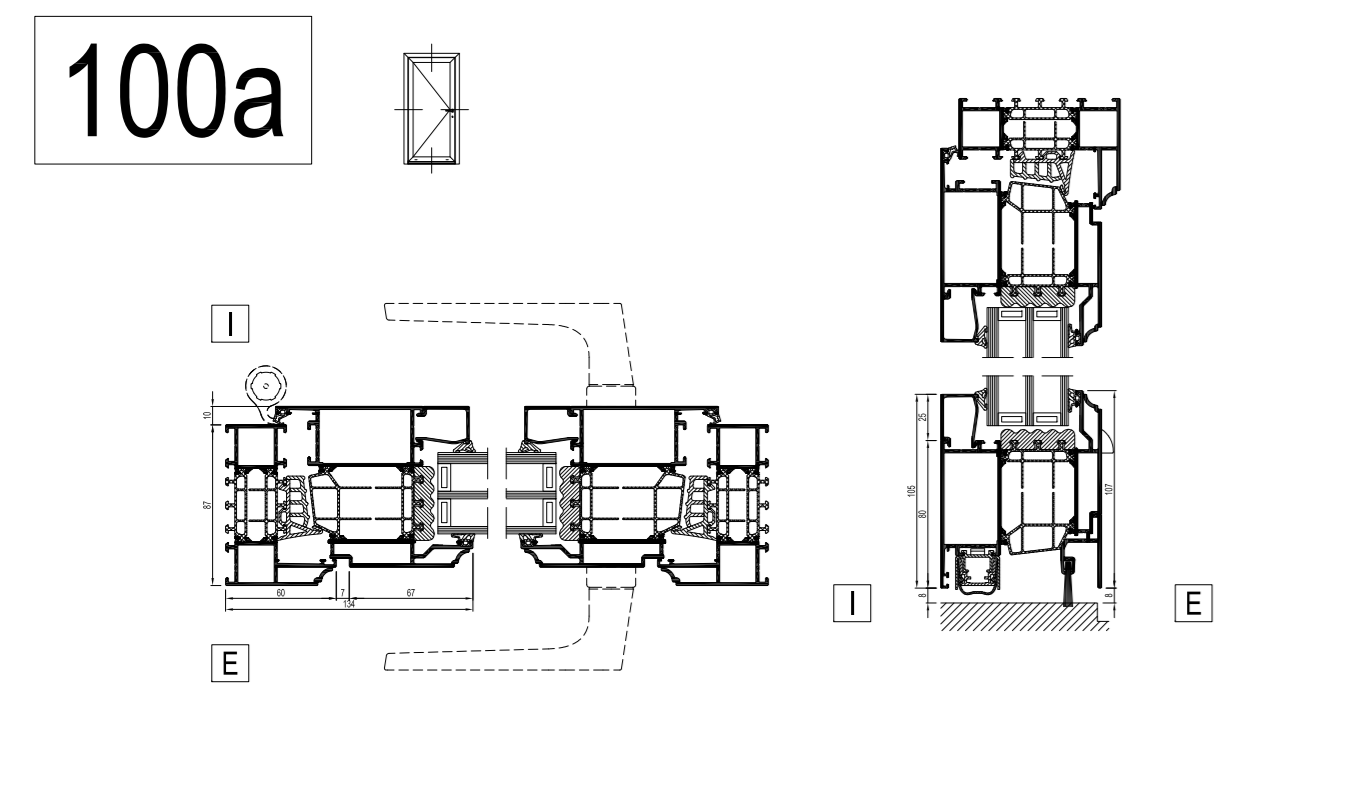
HULPPROFIELEN  
 PROFILES DE RACCORDEMENT  
 ADDITIONAL PROFILES  
 ZUSATZPROFILE

 [Masterline 8 Window\\_Additional profiles.dwg](#)

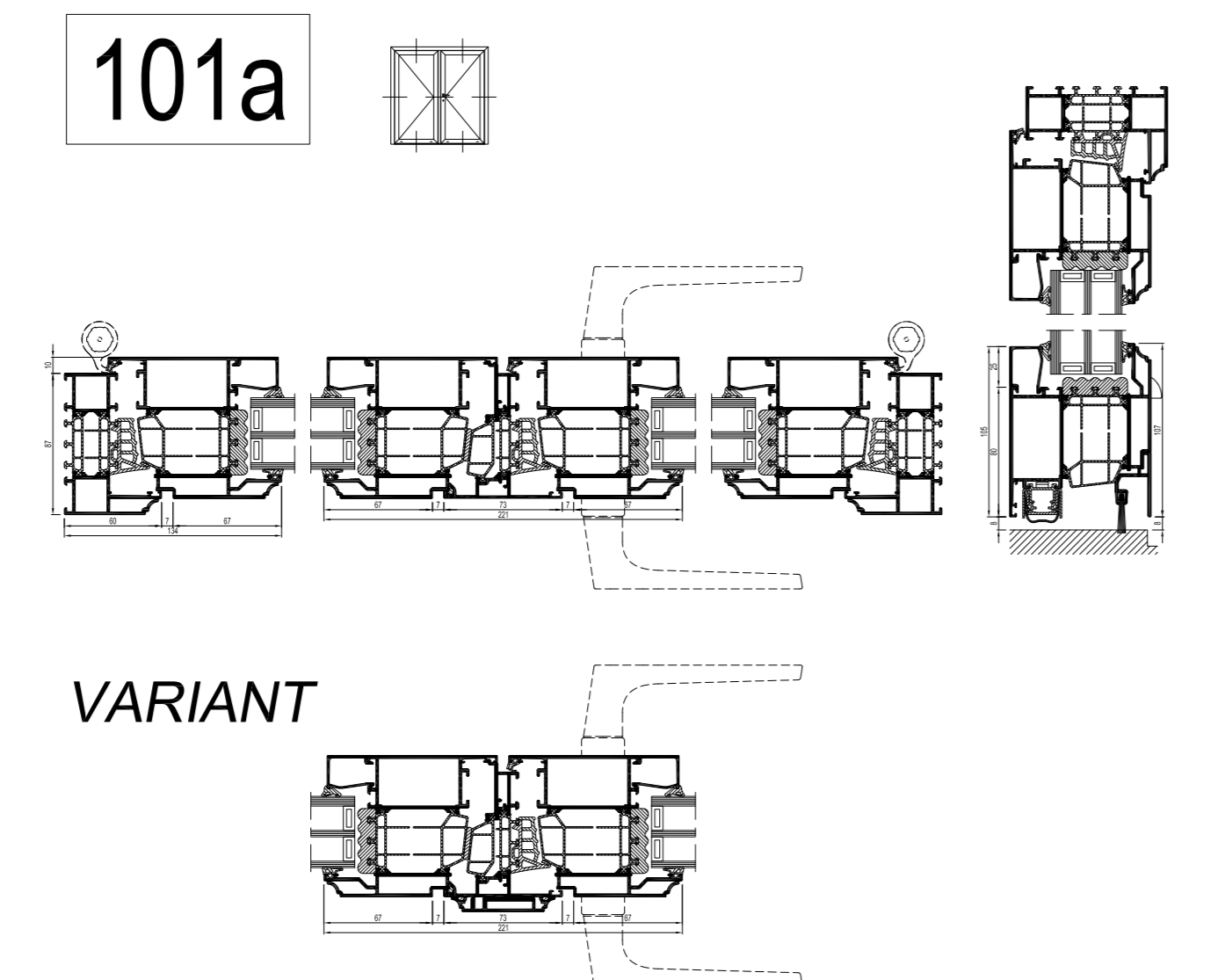
BOUWAANSLUITINGEN  
 RACCORDEMENTS AU BATIMENT  
 BUILDING CONNECTIONS  
 BAUANSLUESSE

 [... .dwg](#)

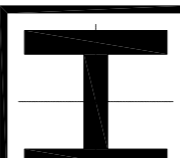
100a


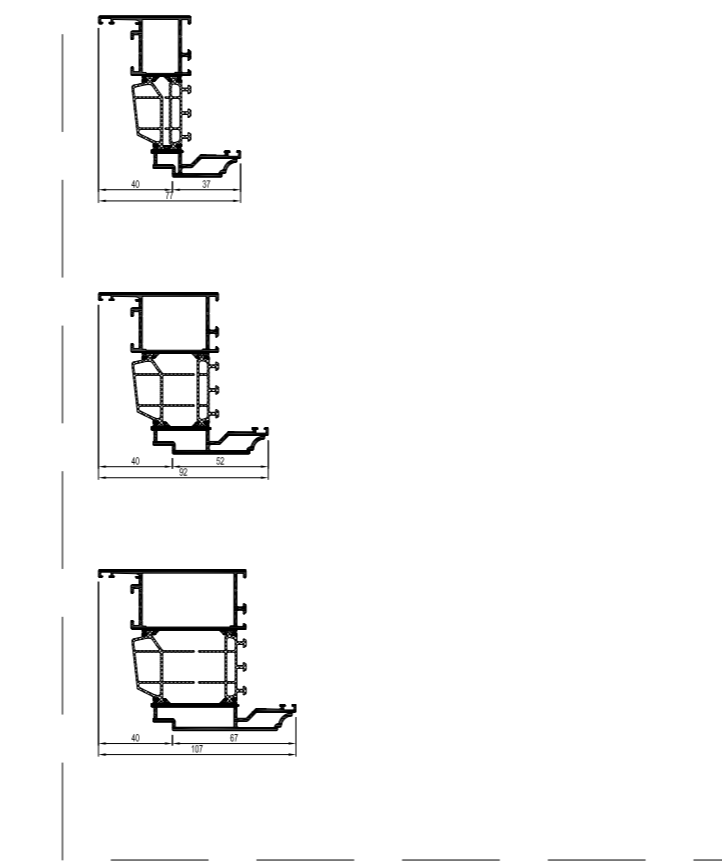
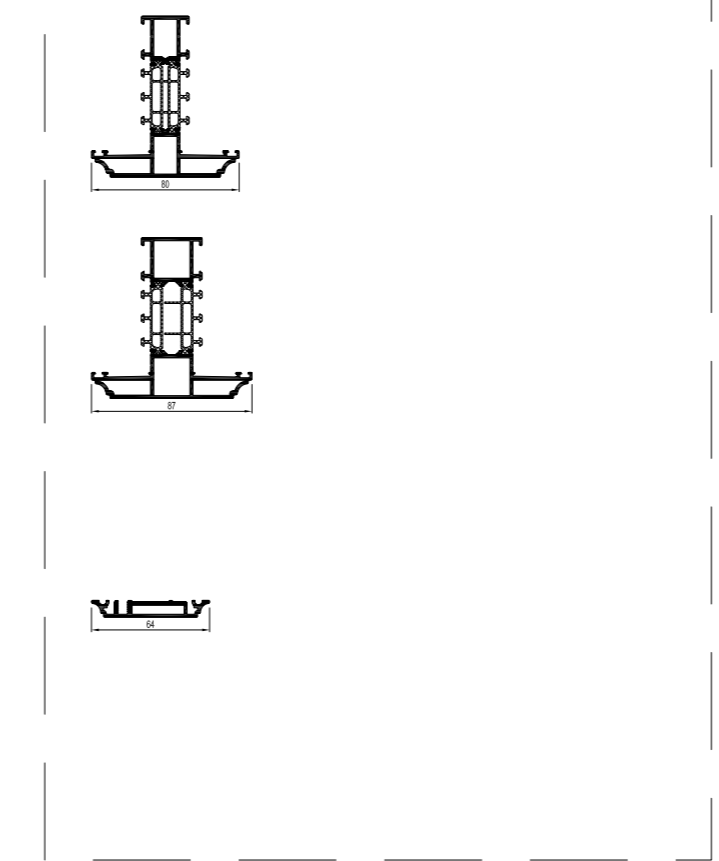
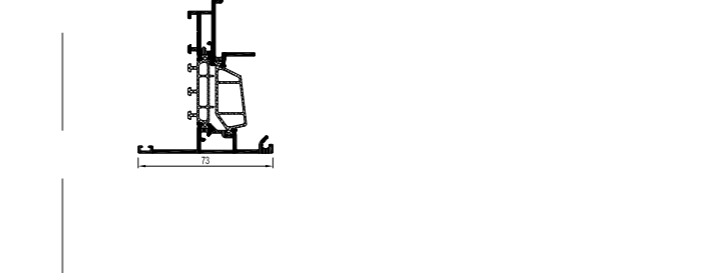



101a



VARIANT

 PROFIELOVERZICHT  
 APERÇU DES PROFILES  
 PROFILE OVERVIEW  
 PROFILUEBERSICHT

<p>BUITENKADER                  DORMANT                  OUTER FRAME                  BLENDRAHMEN</p> 	<p>VLEUGEL                  OUVRANT                  VENT                  FLEUGEL</p> 	<p>T-PROFIEL                  TRAVERSE                  TRANSOM-MULLION                  SPROSSE</p> 
<p>STOLPPROFIEL                  BATTEE CENTRALE FEN. DOUBLE OUVR.                  DOUBLE CASEMENT PROFILE                  STULPPROFIL</p> 		

 DE PROFIELKEUZE WORDT BEPAALD DOOR DE MAXIMALE AFMETINGEN EN HET MAXIMALE GEWICHT VAN HET ELEMENT. NEEM CONTACT OP MET UW REYNAERS ALUMINIUM FABRIKANT OM DE JUISTE PROFIELKEUZE TE BEVESTIGEN.

LE CHOIX DU PROFILÉ EST DÉFINI PAR LES DIMENSIONS MAXIMALES ET LE POIDS MAXIMUM DE L'ÉLÉMENT. VEUILLEZ CONTACTER VOTRE FABRICANT REYNAERS ALUMINIUM POUR CONFIRMER LE BON CHOIX DE PROFILÉ.

THE PROFILE SELECTION IS DEFINED BY THE MAXIMUM DIMENSIONS AND WEIGHT OF THE ELEMENT. PLEASE CONTACT YOUR REYNAERS ALUMINIUM FABRICATOR TO CONFIRM THE RIGHT PROFILE SELECTION.

DIE PROFILAUSSWAHL WIRD DURCH DIE MAXIMALEN ABMESSUNGEN UND DAS GEWICHT DES ELEMENTS DEFINIERT. BITTE WENDEN SIE SICH AN IHREN REYNAERS ALUMINIUM HERSTELLER UM DEN RICHTIGEN PROFILAUSSWAHL ZU BESTÄTIGEN.